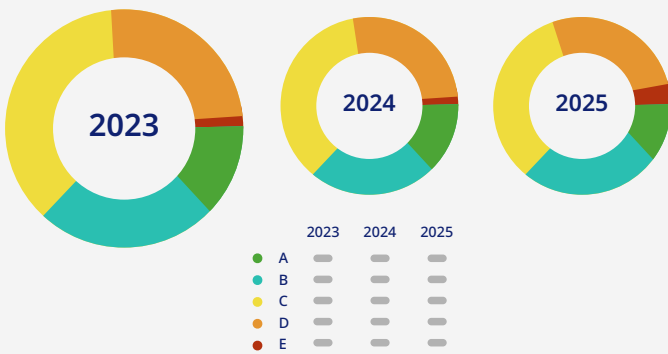


## Empowering The Maritime Industry

confidently navigating the future

**AG CARBONDEX** - The game-changer. Aligning business interests, combining both environmental responsibility and regulatory compliance. Empowering stakeholders in making informed decisions, reducing emissions, enhancing operational efficiency, and navigating the complex maritime landscape effectively.

### Carbon Intensity Indicator (CII)



Consolidated Fleet Perspective

**AG CARBONDEX** - Connecting the dots and providing actionable insights. Enabling companies by capitalizing on the CII correction factors and improving their ratings.


### Case Study:

### A Ship Management Company with a Fleet of over 40 Ships



**>\$1M**  
SAVED ANNUALLY

by optimizing fuel consumption and reducing operational inefficiencies.



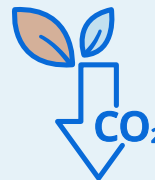
**12%** EMISSIONS REDUCTION

aligning with sustainability goals and enhancing eco-friendly reputation.



**5%**  
AVG REDUCTION OF VOYAGE DURATIONS

increasing vessel turnaround times and revenue generation.



**CO2**  
LOWER OPERATIONAL COSTS & REDUCED CARBON FOOTPRINT

equals winning in sustainability-focused market.

**AG CARBONDEX** transformed marine operations, achieving sustainability and cost savings.

### European Union Monitoring, Reporting and Verification (EU MRV)



Average Values Per Vessel

The EU ETS directive provides a clear trading pattern that falls in the ambit of ETS. **AG CARBONDEX** is constructed with these rules to assist users in making the best use of the scenarios when dealing with EU-related voyages. Appropriately forecasting the potential ETS cost on the fleet by using our Machine Learning (ML) models.

Unlock Your Maritime Potential with AG CARBONDEX

CONTACT US

agcarbindex@aventragroup.com

